

# TuBolt®

***TuBolt...the blind fixing with all the simplicity, speed and QA of a TCB***

## Benefits

- Fast installation
- Safe
- Quiet non-impacting tools
- No calibrated tools needed
- Standard shear wrench
- Greenkote® coating – corrosion protection integrity remains after installation

## Technical Specification

- Non-preloaded blind fixing
- One diameter of fastener
- 5 x lengths for specific grips
- Standard 26mm clearance hole
- Class 10.9 bolt offers greater shear resistance
- Correct installation guaranteed
- Visual inspection

## Outside hollow section


TuBolts are designed to be used with standard clearance holes in the hollow section and associated steelwork.



Place TuBolt into standard 26mm hole and use shear wrench with M16 socket to install.



As with standard TCBs when the spline shears off the TuBolt is fully installed




## Inside hollow section

Standard M26 drills are used therefore no need for 'special diameters'



As the nut turns, the bolt is pulled into the sleeve and the tabs of the sleeve start to splay out creating an interference fit



When the spline shears off, the TuBolt is fully installed



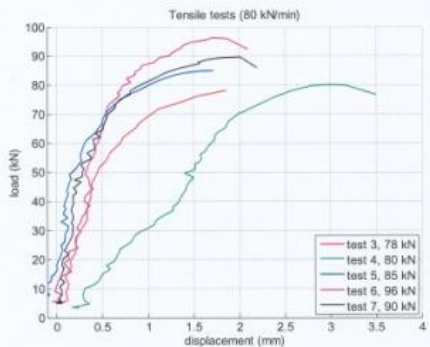


Figure 4 Tensile capacity.

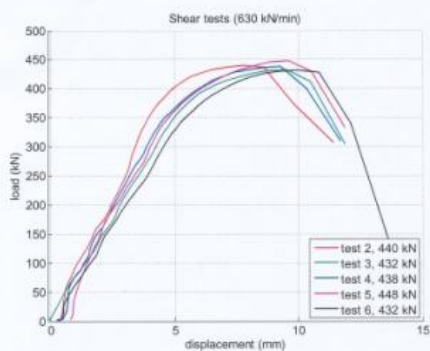


Figure 5 Shear capacity.

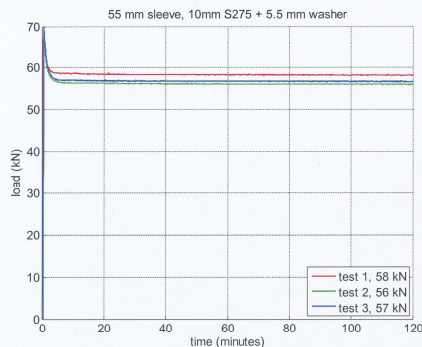


Figure 6 Clamping force, 55 mm sleeve plus 5.5mm washer, 10 mm S275 plate. The indicated load is the load after 120 minutes.

## Performance, Dimensions & Installation

	Tensile Resistance $F_{t,Rd}$ (kN)	Shear Resistance $F_{v,Rd}$ (kN)	Clamping Load kN
	78	216	56
	$d$ (mm)	$B$ (mm)	$T$ – grip (mm)
TB16-A	25 ± 0.2 (to install in standard 26mm clearance hole)	35 ± 0.3	20 to 30
TB16-B		45 ± 0.3	30 to 40
TB16-C		55 ± 0.3	40 to 50
TB16-D		65 ± 0.3	50 to 60
TB16-E		75 ± 0.3	60 to 70

